PACK 251
ADVENTURE STARTS HERE

OUTDOOR FUN

EXPLORE NATURE

LEARN SKILLS

CAMP

ADVENTURE

TEAMWORK

SERVICE

FAMILY & FRIENDS

2026 PARENT ORIENTATION
GUIDE FOR PACK 251

Cub Scouts

COME JOIN THE ADVENTURE!

What Cub Scouting will do for your Family

As a parent, you aspire for your children to embody qualities of dependability, compassion, and self-sufficiency, shaping them into exemplary individuals. Scouting endeavors to nurture these aspirations for your children. Since its inception in 1910, Scouting has been imbuing lifelong values into engaging and educational activities, assisting parents in fostering character, promoting good citizenship, enhancing physical well-being, fostering self-assurance, and instilling moral principles in the younger generation.

Imagine a program that not only facilitates your child's learning, growth, and maturation but also ensures an enjoyable experience. Engaging in Scouting not only allows you to partake in the excitement but also enables the entire family to bond and create lasting memories together. Each Scouting activity presents an opportunity for both you and your children to explore and learn collaboratively.

Scouting transcends mere crafting, gaming, and outdoor skills. Every facet of the Cub Scout program is meticulously crafted to impart essential life skills to your child. Through Scouting, your child can engage in a dynamic and enjoyable learning process, nurturing personal development.

Here are some of the invaluable benefits your child can acquire through Cub Scouting:

- A sense of belonging to a supportive and enjoyable community of peers and mentors.
- Enhanced social adeptness facilitating friendships and collaboration.
- Heightened awareness and understanding of the surrounding world and its inhabitants.
- A moral compass to aid in making sound decisions.
- Cultivation of empathy and benevolence by recognizing opportunities to assist others.
- Augmented self-assurance and self-respect.
- Preparation for leadership roles.

In a world where negative influences abound, Scouting offers a positive peer environment and an engaging, adventurous program aimed at molding your child's future and nurturing their innate leadership potential. Cub Scouting is not just about amusement but also a platform for educational growth. Employing established methods, our program aims to impart values, shape character, and foster leadership skills—all under the umbrella of familial unity.

PROGRAM HIGHLIGHTS

PACK CAMPING This is an opportunity for the whole Cub Scout Family to camp together. Activities may include crafts, games, fishing, hiking, and just plain relaxing.
We typically have a Pack Family campout in the Fall and we hope to add another in the Spring.

PINEWOOD DERBY Scouts participate in the thrill of model car racing! The Pinewood Derby is a parent/child project in which they build a race car from a block of wood. Cub Scouts race their cars against one another in the pack.

MOVE FOR ST. JUDE Ride, walk, run, skate, or scooter all while participating in various fun activites. Come out and get "moving"!

COUNCIL CAMPOUTS This is a great weekend for parents and their cubs to get away and camp. Activities may include Archery, BB Guns, Slingshot, Crafts and more. The council generally hosts a Mom and Me in the fall and a Dad and Me in the spring.

SCOUTING FOR FOOD This annual food drive is held in the fall to benefit local food banks as part of our “Good Turn” to help the hungry.

FIELD TRIPS AND SPECIAL OUTINGS These are great ways to learn more about the people and places in your community.

BLUE & GOLD BANQUET A birthday party for Scouting held at your Pack meeting in February. We host a sit down meal along with our Crossover Ceremony for AOL Scouts.

CROSSOVER CEREMONY This is a special ceremony performed by the connected Scout Troop. The Cross-Over ceremony signifies a cub maturing to a young adolescent as they cross over into the Troop becoming a BSA Scout.

2026-2027 Pack 251 Leaders

Pack 251 Board:

Chartered Organization Rep	Keith Hooks
Committee Chair	Wendell Holcombe
Cubmaster	Thomas Anderson
Assistant Cubmaster	Unfilled
Secretary	Unfilled
Treasurer	Unfilled (Urgent Need)
Activity/Event Chair	Greg Stavinoha (Temp)
Popcorn Kernel/Fund Raising Chair	Greg Stavinoha
Recruiting Chair	Unfilled (Urgent Need)
Registration Chair	Unfilled
Unit Advancement Chair	Dena Mahan
Unit Training/New Member Chair	Lilia Anderson
Webmaster/Social Media Chair	Tommy Anderson (Temp)

2026-2027 Pack 251 Leaders

Den Leaders:

Lions	Unfilled
Tigers	Unfilled
Wolves	Unfilled
Assistant	Unfilled
Bears	Unfilled
Assistant	Unfilled
Webelos	Greg Stavinoha

Volunteer

Pack 251 Needs You!

Parent Training

Safeguarding Youth Training (SYT)

All leaders are required to complete SYT and we recommend that all parents also complete this training. It explains many general Scouting America rules and the reasons behind them. Certificate of completion is valid for 2 years and required for some of the council events. This training is on My.Scouting.Org.

Basic Adult Leader Outdoor Orientations (BALOO)

This training covers how to safely conduct a Cub Scout level campout. Packs are required to have at least 1 BALOO trained adult at all outdoor activities. Completion of this course never expires.

Safe Swim Defense and Safety Afloat

According to the Guide to Safe Scouting, Cubs are allowed to participate in a few, limited aquatic activities. To conduct these activities, there must be trained adults in attendance. Help ensure we have the trained adults needed by

Major Volunteer Needs

Fall Campout Planning
Christmas Parade
Christmas Party
Pinewood Derby
Blue and Gold Banquet
Move for St. Jude
Graduation Party

Open Leadership Positions

Assistant Cubmaster

Help lead the Pack when the Cubmaster is away and when coordinating larger events.

Den Leaders

Help lead Pack 251 scouts during den meetings.

Secretary

Keep minutes of meetings.

Treasurer (Urgently Needed)

Maintain Pack financial information and report to Pack Committee.

Activity/Event Chair

Lead planning groups for Pack events.

Recruiting Chair (Urgently Needed)

Lead and Coordinate recruiting events.

Registration Chair

Maintain registration records and keep track of renewals.

Why Volunteer?

Pack 251 Runs 100% on Volunteer Power!

The more volunteers we have, the better our programs and activities are for our cubs and families. “Many hands make light work!” We have a big and exciting year ahead, but we need your help to pull it all together. Even a few hours here and there make a big difference for your cub’s experience and our Pack Family as a whole.

AIMS AND METHODS

The Aims of Scouting

Character, Citizenship, Personal Fitness, and Leadership

The methods of Scouting

Cub Scouting uses a variety of methods to achieve these aims, including:

LIVING THE IDEALS

Cub Scouting's values are embedded in the Scout Oath, the Scout Law, the Cub Scout motto, and the Cub Scout sign, handshake, and salute. These practices help establish and reinforce the program's values in Scouts and the leaders who guide them.

ADVANCEMENT

Recognition is important to everyone. The advancement plan provides fun for the Scouts, gives them a sense of personal achievement as they earn badges, and strengthens family understanding as adult family members and their den leader work with them on advancement projects.

BELONGING TO A DEN

The den is ideally a group of six to eight children who are in the same grade. It is the place where Cub Scouting starts. In the den, Cub Scouts develop new skills and interests, practice sportsmanship and good citizenship, and learn to do their best, not just for themselves but for the den as well.

FAMILY INVOLVEMENT

Whether a Cub Scout lives with two parents or one, a foster family, or other relatives, their family is an important part of Cub Scouting. Parents and adult family members provide leadership and support for Cub Scouting and help ensure that Scouts have a good experience in the program.

ACTIVITIES

Cub Scouts participate in a huge array of activities, including games, projects, skits, stunts, songs, outdoor activities, trips, and service projects. Besides being fun, these activities offer opportunities for growth, achievement, and family involvement.

UNIFORM

Cub Scout uniforms serve a dual purpose, demonstrating that a Scout is part of a team and showing individual achievement (Scouts wear the badges they've earned). Wearing the uniform to meetings and activities also encourages a neat appearance, and good behavior.

SERVING THE NEIGHBORHOOD

Cub Scouting focuses on the home and neighborhood. It helps Scouts strengthen connections to their local communities, which in turn supports their growth and development.

Scout Spirit

An attitude that Scouts around the world are expected to display by living by the Scout Oath and Law in their daily lives. It's considered the essence of scouting and embodies what a true scout is made of.

UNIFORM

	LION	TIGER	WOLF	BEAR	WEBELOS	ARROW OF LIGHT
Shirt						
Hat						
Neckerchief						Custom Neckerchief based on the Patrol chosen by the AOL den each year!
Slide						
Belt						
Bottoms (shorts, skort or Pants)	Scouts may wear offical uniform pants, shorts or skort if they would like, but it is not required. We consider ourselves a "waist up" pack, which means, offical uniform is optional below the waist. Any shorts, jeans or skirt will work as long as it has belt loops: Jeans, khaki's, fishing pants, etc.					
Socks (Optional)						
Epaulets / Blue Shoulder Loops						
Adventure Rank Colors for Award Pins						

2026 Fees and Dues

New Youth Members	
National fee	$85
East Texas Area Council Council fee	$15
ANNUAL TOTAL	$100 per youth

New Adult Members	
National fee	$65
East Texas Area Council Council fee	$0
ANNUAL TOTAL	$65 per adult volunteer

SCOUT LIFE MAGAZINE
Optional subscription • additional annual fee **+$15**

***Our Pack does not receive any funds from the registration fee that is collected yearly by Scouting America. Everything our Pack spends comes directly from our fundraisers or donations directly to the Pack.*

***Only adult "leaders" need to be registered and pay membership dues.*

Leader Incentives

Dues

The Pack will pay adult leader dues after 1 full year of active service with Key 3 approval.

Training

Basic Training Courses (BALOO, University of Scouting, etc)

The Pack will reimburse adult leaders for training course cost with prior approval from Key 3 (with the exception of Woodbadge).

Woodbadge

If an adult leader completes a Woodbadge course (pending ticket completion) the Pack will reimburse the costs of 1 of their children's registration for the remaining time of that child's participation in Cub Scouts provided the adult remains an active leader in the Pack or other approved Leadership position approved by the Key 3. We are discussing reimbursing the cost of the course itself once all tickets are completed and the leader has "received their beads", but a final decision has not been made on this.

My.Scouting.Org Website

1. Go to My.Scouting .Org
2. Choose the prompted to login or create an account.
3. Follow prompts detailed on the following pages.

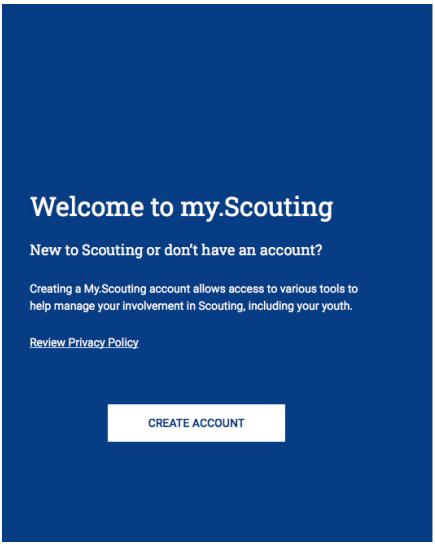

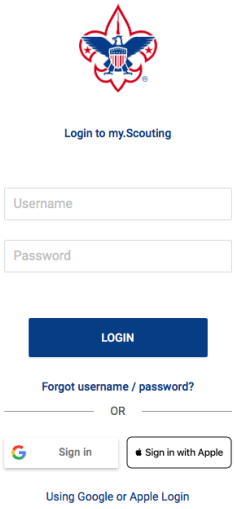

Create an Account is on the Left / Login to existing account is on the right

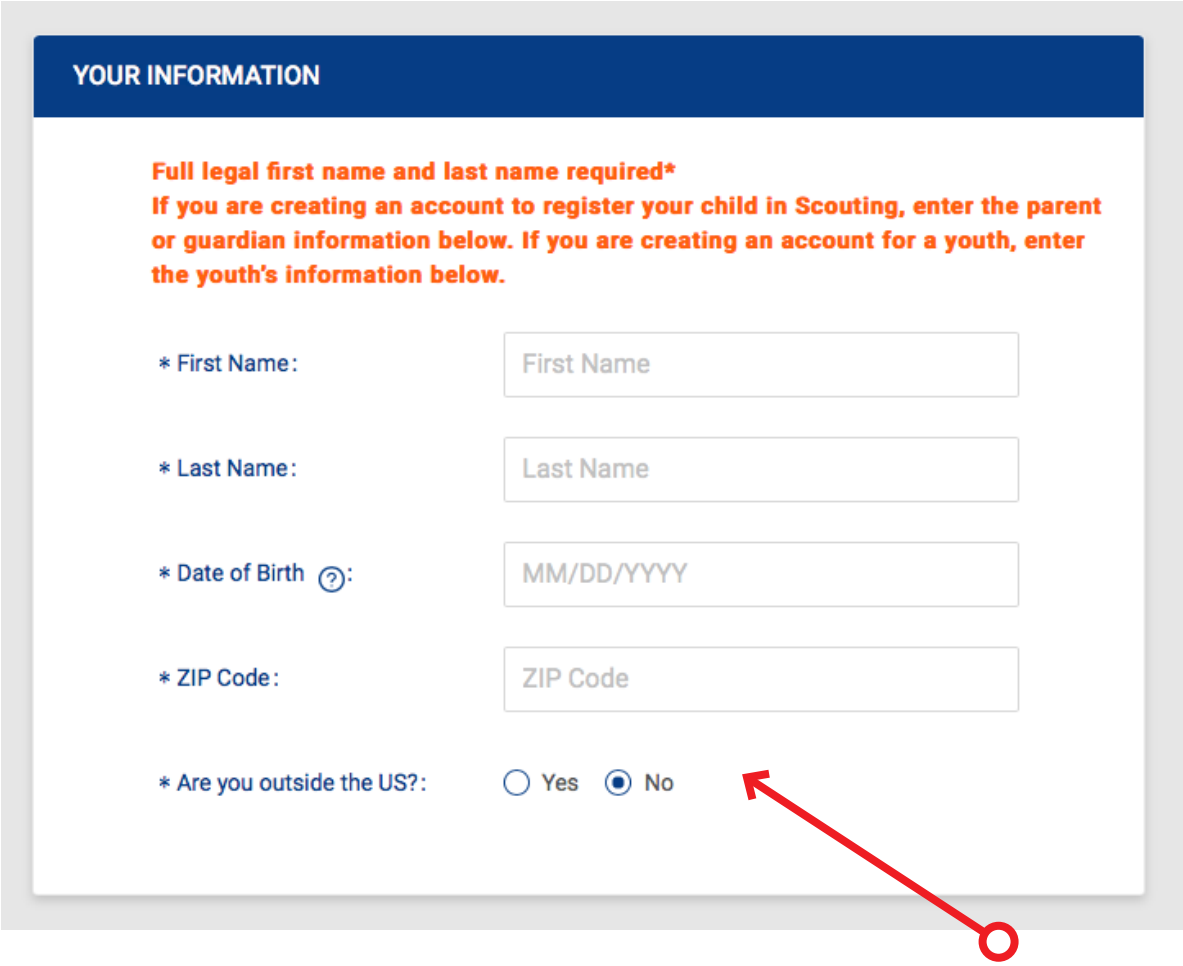

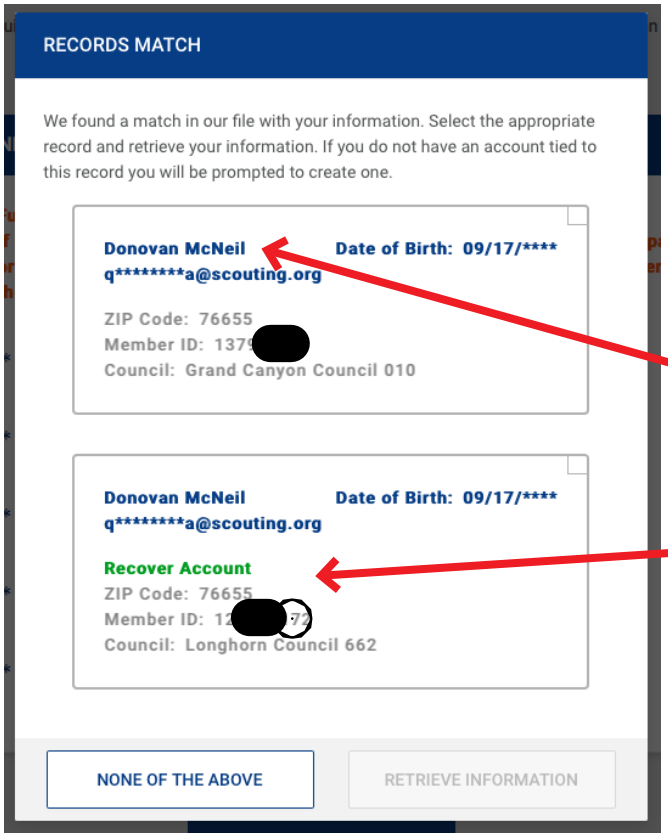

Once you enter in your data the system will see if it finds any matches.

If the person is Registered as a Scout or a Scout Leader - and a Match is not found make sure the information you entered is correct.

If it finds matches based on First Name, Last Name, Date of Birth and Zip Code, you will be asked if it is you. You may not know you had a number.

Here are 2:
This one is a BSA # that does not have a login which you could claim

This one with "Recover Account" has a log in and you would need to provide data to recover

If no matches are found you will not see this interface.

If there are no matches but you know one should be, it means something is wrong and you might need to stop and check

Scouting America Registration Renewal

1. In August 2023, all BSA registrations changed to 12 months. Parents and leaders can renew their registration online two months before the membership expires.

My.Scouting displays a reminder notice in the upper right upon login when your registration is due to renew within two months. An email membership renewal notice is also sent with a link that can be used.

Click on the Notice icon to open the renewal page.

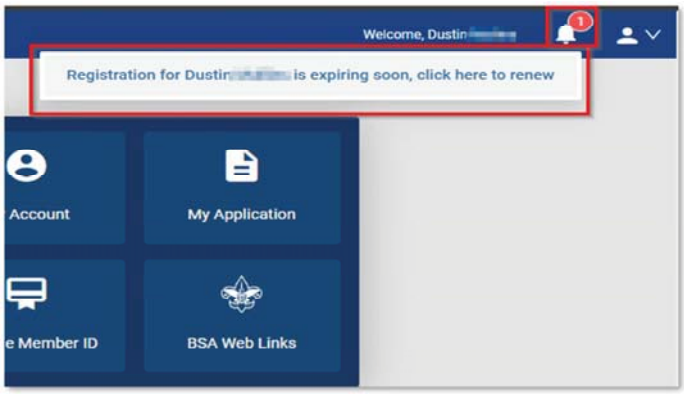

2. Review to ensure everything looks correct, then click on the "Go To Payment" button.

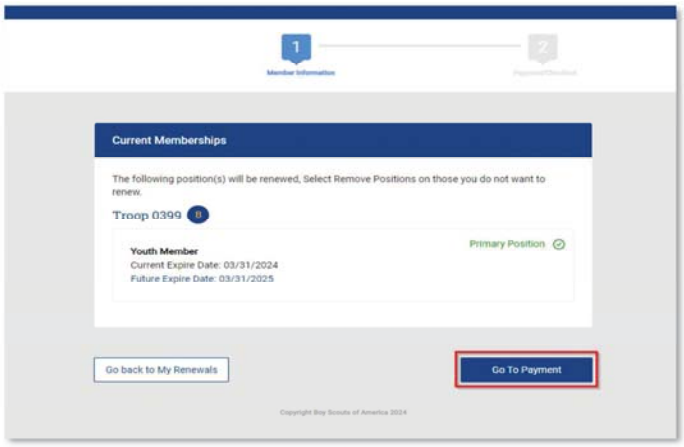

3. You will be prompted to sign and agree to the BSA Terms and Conditions, just like you did when you joined the BSA. (Please review before signing).

Click on "Go To Checkout Summary."

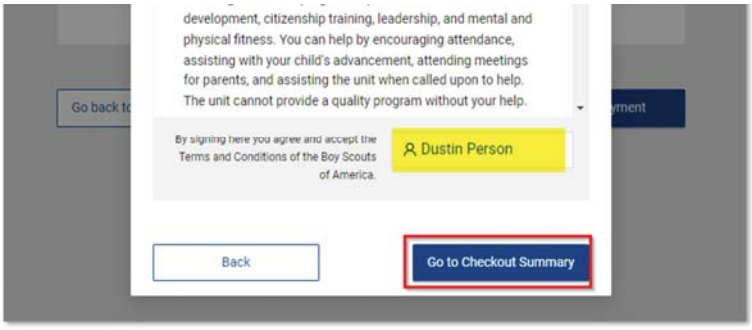

**Every youth should have the opportunity to participate in Scouting. Pack 351 is committed to no family being turned away due to an inability to pay. We offer numerous fundraising opportunities to offset up to 100% of a scout's dues. Always talk with Pack Leadership if finances are a concern.*

4. The checkout page shows the fees to pay and allows you to adjust the Scout Life Magazine Subscription.

NOTE: The default is to subscribe. You will need to "uncheck" the box if you do not wish to subscribe. Proceed to enter your Credit Card information.

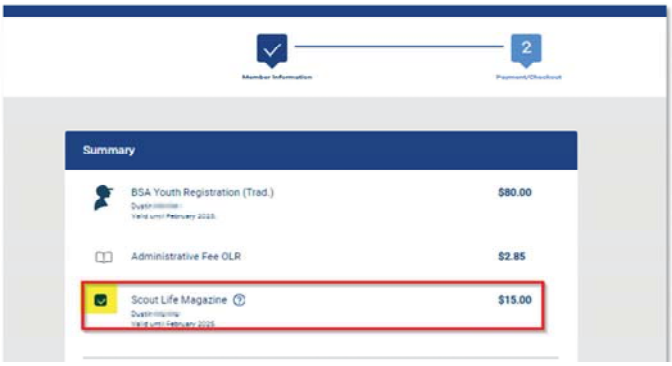

5. The payment process will default to the billing address record on file. Please check this. If the Credit Card has a different address, you can change it.

Click on "Place Order" and your membership is now renewed.

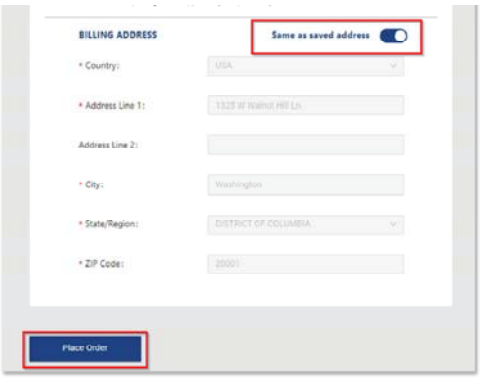

6. Once the Credit Card process is completed, your receipt will show. Click on the "Complete Registration" Tab at the bottom and you will be directed back to your applications in My.Scouting.

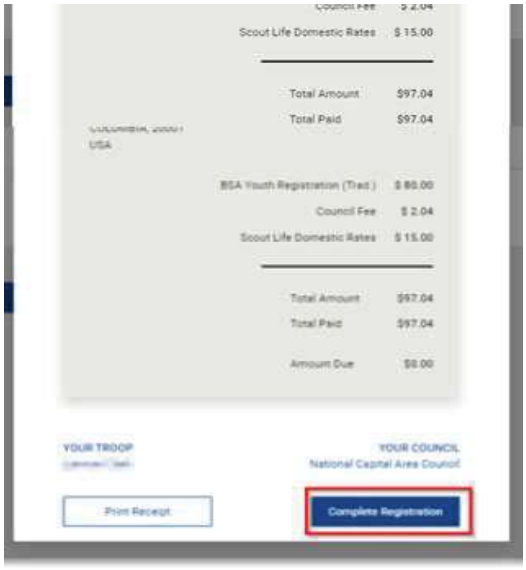

Scoutbook Plus Tutorial for Parents

This information is for using Scoutbook Plus.

NOTICE: Parents and Scouts can use the Scouting App to access advancements and the unit calendar instead of Scoutbook. For more information on this tool see our guide here.

From the first knot tied to final hours of service performed, the Scouting experience is a journey like no other. Scoutbook ensures not a moment is missed – tracking advancement, milestone achievements and all the fun along the way.

If you need specific assistance, please ask on the forums. The forums are available here.

Logging in to Scoutbook Plus for the first time

Parents should already be connected to their Scouts in Scoutbook Plus. Scoutbook Plus can be found at https://advancements.scouting.org Use your my.Scouting.org account (username and password) to login. This is the account you used to register your Scouts. If you need assistance, please contact your unit leaders or local council.

Viewing/Editing your child's profile

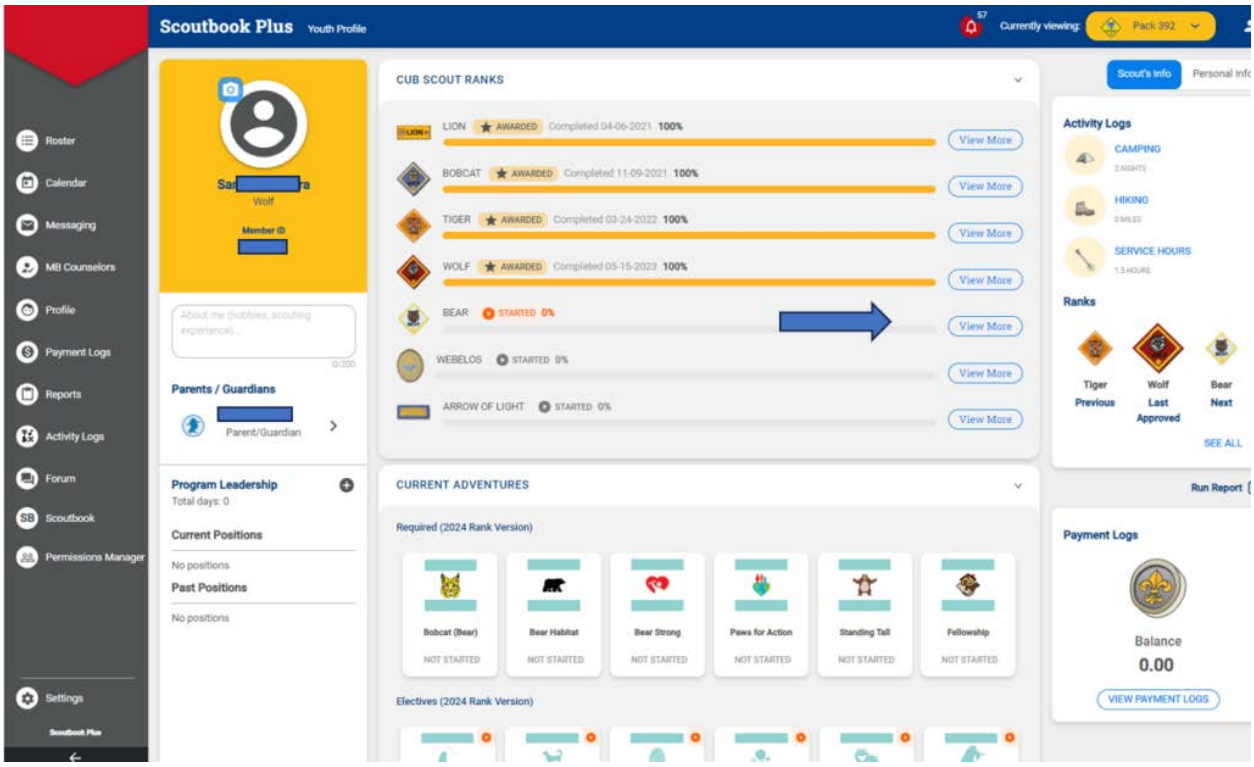

• Now click your child's name (note the examples are for a Cub Scout, but they will be similar for Scouts BSA youth) This will open the Scout's Scoutbook page where you can see the Scout's rank, advancements, and awards.

If your child is not there, contact your local council Registrar.

• As the Scout's parent, you have full control and can edit the Scout's profile. Please click on Edit Profile and verify the information is correct. You may also upload a photo of your child to their profile.

• PLEASE DO **NOT** change First / Middle / Last name or Member ID number. These must match what you wrote on the official Scout application. You are welcome to add a Nickname and contact information. Changes here will be reflected in your official Scouting America records for your Scout.

Viewing Advancements and Marking Requirements Complete

• You can view the progress your child is making to rank in real time at any time you wish by logging into Scoutbook.
• Your scout's den or Scout leader will record requirements completed. You will record completion of family requirements or those assigned as homework.

BEFORE MARKING ANYTHING AS COMPLETE, DISCUSS WITH YOUR UNIT LEADERS TO MAKE SURE YOU ARE ALIGNED WITH YOUR UNIT'S ADVANCEMENT PRACTICES.

Scoutbook is setup so that as a Scout matures, the Scout can be tracking their own Scouting experience but – especially at younger ages – the parent guides that experience.

As a Scout completes requirements, they are marked 'complete' (check with the appropriate leader in your unit as to who should be marking them complete.) Then the appropriate leader marks the requirement as 'approved.' Once the requirement is approved, it is considered 'signed off.' More information on who signs off on different requirements is located in the Scout handbooks.

Parents who are also unit leaders – before approving advancement, should confirm the approval policies of your unit.

Viewing Troop Information

Next, click your unit link

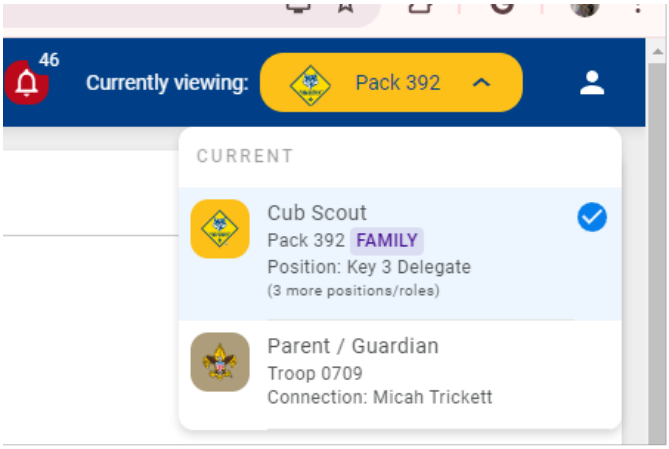

On this page you will see unit information, Upcoming events and a list of Patrols.
Click Upcoming Events to access the full calendar. (A new tab will open and you will be sent to the unit calendar in Scoutbook Plus.

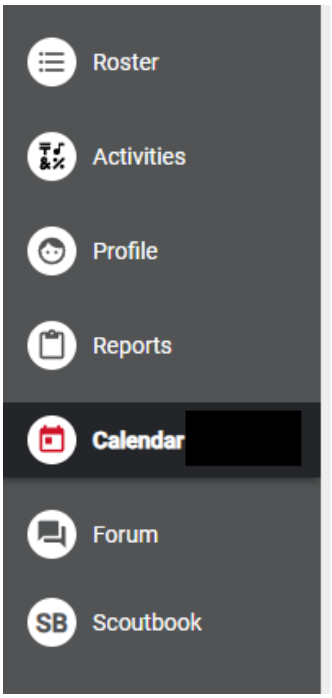

You can adjust which unit and calendar you are looking at by selecting the unit in the upper right and clicking on Calendar in the left hand window.

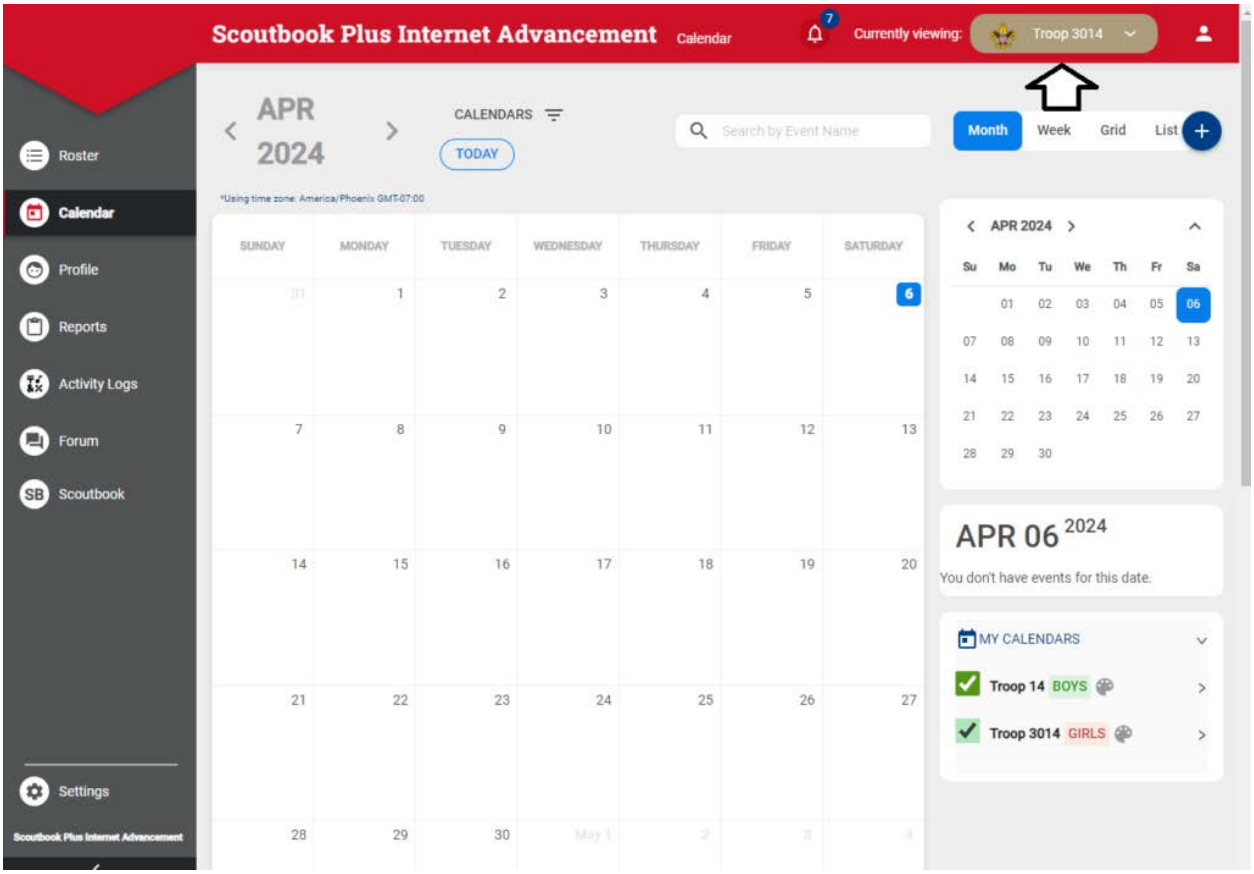

RSVPing to an Event as a Parent

When set as a parent in the upper right: Click on the event in the calendar you want to RSVP to. You should see My Youth Connection on the right where you can expand (click on the chevron) and select your Scout to RSVP

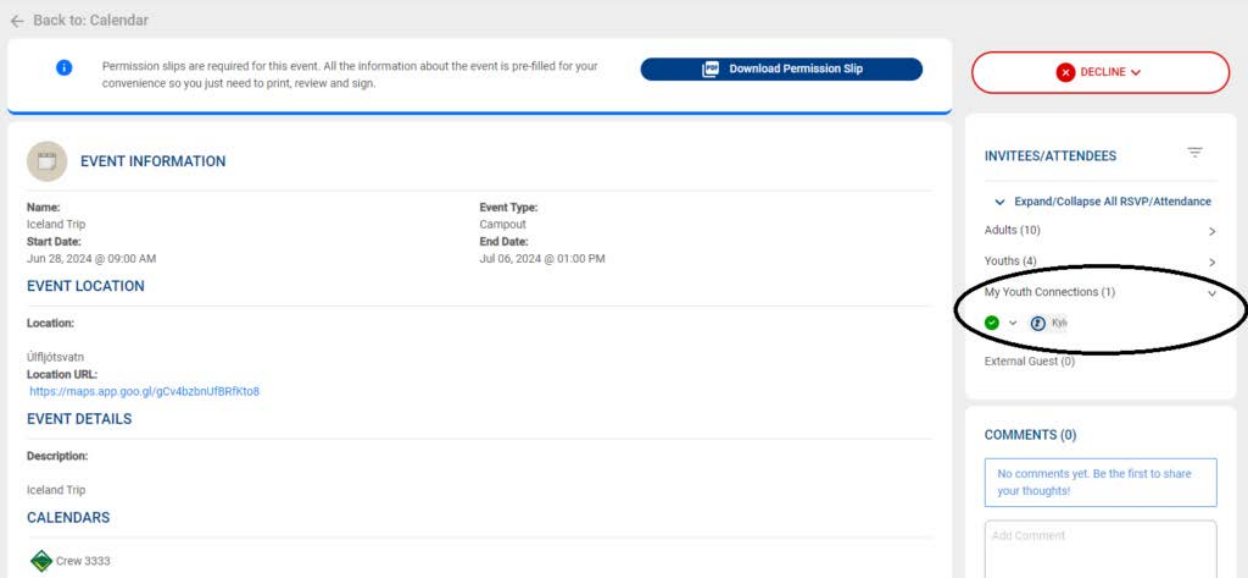

Linking the Calendar With a Third Party Calendar

If you would like to add the calendar to another calendar such as Google, Outlook, Apple, or other calendar application that supports the iCal protocol, click on the link at the bottom of the calendar page; next to the calendar name. For more information on how to embed the calendar, contact the other calendaring software provider.

NOTE THE FOLLOWING INSTRUCTIONS MAY VARY DEPENDING ON 3RD PARTY APP and may change over time:

Clicking the link provides the URL you need to insert into the 3rd party app. There is a separate one for the pack or troop and each den or patrol. Once added to the 3rd party app, events in Scoutbook will automatically be added to your calendar on the 3rd party app.

Google Calendar

In a browser, open Google Calendar.

- On the left side, find "Other calendars" and click the down arrow. Select Add by URL.
- Enter the calendar's address in the field provided. The address needs to be an ICAL link.
- Click Add calendar. The calendar will appear on the left side under "Other calendars." Note: It might take up to 24 hours for changes to show in your Google Calendar.

iOS 11/12 Calendar

- Go to Settings > Mail > Accounts.
- Click Add Account > Other > Add Subscribed Account
- Paste the iCal link in the "Server" prompt. Click Next.
- Click Save (no user name or password required). Unit or Sub-unit events added in the future will automatically be added to your calendar on your iOS device.

Apple OS

- In Calendar, choose File > New Calendar Subscription.
- Enter the calendar's web address, and then click Subscribe.
- Enter a name for the calendar in the Name field and choose a color from the adjacent pop-up menu.

- To view a subscription calendar in Calendar on your Mac and on devices with iOS 5 or later without resubscribing to it, choose your iCloud account.
- To update your copy of the calendar when changes to it are published, choose the update frequency from the “Auto-refresh” pop-up menu.
- Click OK.

Glossary

Scout Terms to Know

Common Terms

Council: The regional office that supports BSA programs and facilities. Where the paid employees are. Pack 251 is part of East Texas Area Council in Tyler (across from TJC).
District: The zone within a council. Pack 251 is part of Golden Eagle.
Charter Org: Community Organization that supports the pack. Our Charter Org is Central Baptist Church.
Pack: Your new scout family! The pack is the WHOLE group, K through 5th.
Den: This is your small group. Dens are assigned based on a scout's current grade level.

Adventure: A themed collection of activities that is completed to work towards earning a Rank.
Akela: A fun scouting term that means leader or teacher. Den Leader, Cubmaster, and Parents are just few people who may fill the role of Akela. Taken from the name of a Wolf in Jungle Book.
Blue and Gold Banquet: A celebration, typically held in February, to honor the anniversary of BSA.
Buddy System: System to help Cub Scouts look out for each other. Used for outdoor activities. Buddies go everywhere together and are responsible for knowing where their buddy is at all time...buddy is at all time... buddy is at all time...buddy is at all time!
Class A: The classic Cub Scout uniform purchased through the Scout Shop. Worn at Pack meetings, Popcorn Sales, Pinewood Derby, and other events. K-4th is blue. 5th is tan. 4th has the option of moving to tan when they outgrow their blue shirt.
Class B: The unofficial scout uniform. AKA the Pack T-Shirt. Perfect for hikes, campouts, and any other messy or outdoor activities. Makes it easier to spot your group in a crowd or a sea of scouts.
Committee Chair: The Pack's paperwork ninjas make sure applications are processed and recharter happens on time so we can keep doing all the Scouty things we love!
Cracker Barrel: Common BSA term for "campfire snacks." No, it is not catered by the Cracker Barrel.
Crossover (or Bridging): A special ceremony in the spring at which AOL Cub Scouts are awarded their badge of rank and move from their Cub Pack to the Troop of your choice.
Cubmaster: Volunteer Pack ringleader and chief chaos coordinator. Runs Pack meetings and is responsible for getting and keeping Cubs excited about all things Scout!
Den Leader: The amazing volunteer that makes Den meetings happen for your scout. Appreciate them!
District Executive: Paid employee of the local council. Supports Cub Packs and BSA Troops.
Leave No Trace: A guide for minimizing impact and preserving outdoor spaces. For our cubs, we often simplify these principals to "Take only picture, leave only footprints."
Motto: The Cub Scout Motto is "Do your best"
Pinewood Derby (PWD): Event where scouts race wooden cars they have designed and made from their PWD kit. Parents and siblings may also participate in the Outlaw round.
Scout Law: The Scout Law has 12 points. Each is a goal for every Scout. A scout is Trustworthy, Loyal, Helpful, Friendly, Courteous, Kind, Obedient, Cheerful, Thrifty, Brave, Clean, and Reverent.
Scout Oath: On my Honor I will do my best to do my duty to God and my country and obey the Scout Law; to help other people at all times; to keep myself physically strong, mentally awake, and morally straight.
Shooting Sports: Cubs may participate in Council-hosted events where they can use BB guns and bows and arrows. Lions may only participate in Archery. Tiger scouts and above may use BBs. The Shooting Sport award may not be earned outside of Council approved events.
6 Essentials: Six items you always carry in your backpack on a hike. Water, trail snack, first aid kit, sun protection, whistle, flashlight.
7th Essential: The unofficial but highly recommended seventh essential for hiking in Texas - Bug spray.

First Things First

IMMEDIATELY

- [ ] Complete your scout's online registration at bit.ly/joinpack251 or turn in the paper Cub Scout application and registration fee to the Cubmaster or Committee Chair if you still need to do so.
- [ ] Please carefully review this booklet so you and your youth understand Cub Scouting and can get the most out of it.

WITHIN 2 WEEKS OF JOINING

- [ ] All adults who will be present need to complete "Youth Protection Training" online through BSA at bit.ly/protectpack251 so you can serve as a volunteer and attend meeting, events and campouts. Email certificate to tha4@thapco.com.
- [ ] Complete BSA Health Forms A and B for ALL family members so that you can fully attend Scouting America events. They are due in two weeks!

WHEN POSSIBLE

- [ ] Consider being a Cub Scout Leader or leader for your Cub's Den or the Pack. Your child's experience in Cub Scouting depends on your involvement.
- [ ] Fill out and turn in the Family Talent Survey (one for each adult).
- [ ] Purchase a Cub Scout Uniform for your youth to wear. Be sure to purchase a size large enough to last several years as your child/children grow. Visit the East Texas Area Council Scout Shop across from TJC on Fifth St. If needed, we do have a used uniform closet here you may peruse.
- [ ] Find out what activities your Cub Scout Den and Pack are doing over the next few months, and put them on your calendar so you can participate. Your Den leader is your direct contact for information.
- [ ] Scouting is more fun with friends! Every K-5th grade child can be a Cub Scout anytime, not just on Scouting School Night. Talk with other parents and youth and have them join your child's Cub Scout Den now to make Cub Scouting even more fun.
- [ ] Each new Lion and Tiger Cub is required by Scouting America rules to have an adult partner to meet with them at each Den meeting. Wolf and above, parents are encouraged by Pack 251 to attend the Den meetings and be actively involved in activities unless there are extenuating circumstances. Please speak with the cubmaster if needed.

Info Sheet
For Your Scout & Den

My Den

Den Leader Name	
Den Leader Phone #	
Den Leader Email	
Meeting Days	1st, 2nd, & 3rd Mondays
Meeting Time	6:00pm-7:00pm
Meeting Location	St. Luke's Methodist Church Basement, Kilgore, TX

My Pack

Committee Chair	Wendell Holcombe		903-808-7475
Cubmaster	Tommy Anderson		214-632-3443

Pack Email Address	
Pack Website	www.pack251.org
Facebook Page	Kilgore Cubscouts Pack 251

Notes

SCOUT SHOP CHECKLIST

When shopping for your uniform use this checklist as a guide.

Name _____ **Pack Number** _____

☐ **Lion** ☐ **Tiger** ☐ **Wolf** ☐ **Bear** ☐ **Webelos** ☐ **Arrow of Light**

REQUIRED

SHIRT

- ☐ Lion - official blue t-shirt with Lion logo.
- ☐ Tiger, Wolf, Bear, & Webelos - official long/short sleeve blue shirt.
- ☐ AOL - official long/short sleeve tan shirt.

BOTTOMS

- ☐ Lion, Tiger, Wolf, Bear, & Webelos - official blue uniform pants, shorts, or skort; or jeans, pants, or shorts with belt loops.
- ☐ AOL - green uniform pants, shorts, or skort.

INSIGNIA

- ☐ Council Shoulder Patch
- ☐ Unit Numerals (251)
- ☐ World Crest Emblem

ACCESSORIES

- ☐ Each rank has an official Neckerchief and slide that secures the neckerchief. Lion optional.
- ☐ Webelos - official blue shoulder loops.
- ☐ AOL - official green shoulder loops.
- ☐ Webelos & AOL - pins are worn on Webelos Colors.

RECOMMENDED / OPTIONAL

CAPS

- ☐ Each rank has an official cap.

SOCKS

- ☐ Official socks are optional.
- ☐ Lion, Wolf, Bear, & Webelos - official blue socks with gold tops.
- ☐ Tiger - official blue socks with orange tops.
- ☐ AOL - official green socks.

BELT & BUCKLE

- ☐ Lion, Tiger, Wolf, Bear, & Webelos - official blue Cub Scout web belt with buckle, cut to the proper length.
- ☐ AOL - official green Scouts BSA web belt with buckle, cut to the proper length.

WHERE TO FIND UNIFORMS

LOCAL SCOUT SHOP

1331 E 5th St, Tyler, TX 75701

Hours: 8:30 AM - 5 PM, Monday - Friday

Phone: (903) 597-7201

ONLINE SCOUT SHOP

www.ScoutShop.org

ACADEMY SPORTS

www.Academy.com

Magellan makes some green pants that most Scouts like, and they may be a more affordable option.

Pack Uniform Closet: NOW accepting and giving donations!

We understand that a uniform may be cost prohibitive to some families. We have a uniform closet available that may have what your scout needs. Additionally, if you have uniforms that your scout has outgrown, please donate to the uniform closet!

Part A: Informed Consent, Release Agreement, and Authorization

A

Full name: _____

Date of birth: _____

High-adventure base participants:

Expedition/crew No.: _____

or staff position: _____

Informed Consent, Release Agreement, and Authorization

I understand that participation in Scouting activities involves the risk of personal injury, including death, due to the physical, mental, and emotional challenges in the activities offered. Information about those activities may be obtained from the venue, activity coordinators, or your local council. I also understand that participation in these activities is entirely voluntary and requires participants to follow instructions and abide by all applicable rules and the standards of conduct.

In case of an emergency involving me or my child, I understand that efforts will be made to contact the individual listed as the emergency contact person by the medical provider and/or adult leader. In the event that this person cannot be reached, permission is hereby given to the medical provider selected by the adult leader in charge to secure proper treatment, including hospitalization, anesthesia, surgery, or injections of medication for me or my child. Medical providers are authorized to disclose protected health information to the adult in charge, camp medical staff, camp management, and/or any physician or health-care provider involved in providing medical care to the participant. Protected Health Information/Confidential Health Information (PHI/CHI) under the Standards for Privacy of Individually Identifiable Health Information, 45 C.F.R. §§160.103, 164.501, etc. seq., as amended from time to time, includes examination findings, test results, and treatment provided for purposes of medical evaluation of the participant, follow-up and communication with the participant's parents or guardian, and/or determination of the participant's ability to continue in the program activities.

(If applicable) I have carefully considered the risk involved and hereby give my informed consent for my child to participate in all activities offered in the program. I further authorize the sharing of the information on this form with any BSA volunteers or professionals who need to know of medical conditions that may require special consideration in conducting Scouting activities.

With appreciation of the dangers and risks associated with programs and activities, on my own behalf and/or on behalf of my child, I hereby fully and completely release and waive any and all claims for personal injury, death, or loss that may arise against the Boy Scouts of America, the local council, the activity coordinators, and all employees, volunteers, related parties, or other organizations associated with any program or activity.

I also hereby assign and grant to the local council and the Boy Scouts of America, as well as their authorized representatives, the right and permission to use and publish the photographs/film/videotapes/electronic representations and/or sound recordings made of me or my child at all Scouting activities, and I hereby release the Boy Scouts of America, the local council, the activity coordinators, and all employees, volunteers, related parties, or other organizations associated with the activity from any and all liability from such use and publication. I further authorize the reproduction, sale, copyright, exhibit, broadcast, electronic storage, and/or distribution of said photographs/film/videotapes/electronic representations and/or sound recordings without limitation at the discretion of the BSA, and I specifically waive any right to any compensation I may have for any of the foregoing.

Every person who furnishes any BB device to any minor, without the express or implied permission of the parent or legal guardian of the minor, is guilty of a misdemeanor. (California Penal Code Section 19915[a]) My signature below on this form indicates my permission.

I give permission for my child to use a BB device. (Note: Not all events will include BB devices.)

☐ **Checking this box indicates you DO NOT want your child to use a BB device.**

NOTE: Due to the nature of programs and activities, the Boy Scouts of America and local councils cannot continually monitor compliance of program participants or any limitations imposed upon them by parents or medical providers. However, so that leaders can be as familiar as possible with any limitations, list any restrictions imposed on a child participant in connection with programs or activities below.

List participant restrictions, if any: ☐ **None**

_____

I understand that, if any information I/we have provided is found to be inaccurate, it may limit and/or eliminate the opportunity for participation in any event or activity. If I am participating at Philmont Scout Ranch, Philmont Training Center, Northern Tier, Sea Base, or the Summit Bechtel Reserve, **I have also read and understand the supplemental risk advisories, including height and weight requirements and restrictions, and understand that the participant will not be allowed to participate in applicable high-adventure programs if those requirements are not met.** The participant has permission to engage in all high-adventure activities described, except as specifically noted by me or the health-care provider. If the participant is under the age of 18, a parent or guardian's signature is required.

Participant's signature: _____ Date: _____

Parent/guardian signature for youth: _____ Date: _____

(If participant is under the age of 18)

Complete this section for youth participants only:

Adults Authorized to Take Youth to and From Events:

You must designate at least one adult. Please include a phone number.

Name: _____ Name: _____

Phone: _____ Phone: _____

Adults NOT Authorized to Take Youth to and From Events:

Name: _____ Name: _____

Phone: _____ Phone: _____

Part B1: General Information/Health History

B1

Full name: _____

Date of birth: _____

High-adventure base participants:

Expedition/crew No.: _____

or staff position: _____

Age: _____ Gender: _____ Height (inches): _____ Weight (lbs.): _____

Address: _____

City: _____ State: _____ ZIP code: _____ Phone: _____

Unit leader: _____ Unit leader's mobile #: _____

Council Name/No.: _____ Unit No.: _____

Health/Accident Insurance Company: _____ Policy No.: _____

Please attach a photocopy of both sides of the insurance card. If you do not have medical insurance, enter "none" above.

In case of emergency, notify the person below:

Name: _____ Relationship: _____

Address: _____ Home phone: _____ Other phone: _____

Alternate contact name: _____ Alternate's phone: _____

Health History

Do you currently have or have you ever been treated for any of the following?

Yes	No	Condition	Explain
☐	☐	Diabetes	**Last HbA1c percentage and date:** **Insulin pump: Yes** ☐ **No** ☐
☐	☐	Hypertension (high blood pressure)	
☐	☐	Adult or congenital heart disease/heart attack/chest pain (angina)/ heart murmur/coronary artery disease. Any heart surgery or procedure. Explain all "yes" answers.	
☐	☐	Family history of heart disease or any sudden heart-related death of a family member before age 50.	
☐	☐	Stroke/TIA	
☐	☐	Asthma/reactive airway disease	**Last attack date:**
☐	☐	Lung/respiratory disease	
☐	☐	COPD	
☐	☐	Ear/eyes/nose/sinus problems	
☐	☐	Muscular/skeletal condition/muscle or bone issues	
☐	☐	Head injury/concussion/TBI	
☐	☐	Altitude sickness	
☐	☐	Psychiatric/psychological or emotional difficulties	
☐	☐	Neurological/behavioral disorders	
☐	☐	Blood disorders/sickle cell disease	
☐	☐	Fainting spells and dizziness	
☐	☐	Kidney disease	
☐	☐	Seizures or epilepsy	**Last seizure date:**
☐	☐	Abdominal/stomach/digestive problems	
☐	☐	Thyroid disease	
☐	☐	Skin issues	
☐	☐	Obstructive sleep apnea/sleep disorders	**CPAP: Yes** ☐ **No** ☐
☐	☐	List all surgeries and hospitalizations	**Last surgery date:**
☐	☐	List any other medical conditions not covered above	

Part B2: General Information/Health History

B2

Full name: _____

Date of birth: _____

High-adventure base participants:

Expedition/crew No.: _____

or staff position: _____

Allergies/Medications

DO YOU USE AN EPINEPHRINE AUTOINJECTOR? Exp. date (if yes) _____ ☐ YES ☐ NO

DO YOU USE AN ASTHMA RESCUE INHALER? Exp. date (if yes) _____ ☐ YES ☐ NO

Are you allergic to or do you have any adverse reaction to any of the following?

Yes	No	Allergies or Reactions	Explain	Yes	No	Allergies or Reactions	Explain
☐	☐	Medication		☐	☐	Plants	
☐	☐	Food		☐	☐	Insect bites/stings	

List all medications currently used, including any over-the-counter medications.

☐ Check here if no medications are routinely taken. ☐ If additional space is needed, please list on a separate sheet and attach.

Medication	Dose	Frequency	Reason

☐ YES ☐ NO Non-prescription medication administration is authorized with these exceptions: _____

Administration of the above medications is approved for youth by:

_____ / _____

Parent/guardian signature — MD/DO, NP, or PA signature (if your state requires signature)

Bring enough medications in sufficient quantities and in the original containers. Make sure that they are NOT expired, including inhalers and EpiPens. You SHOULD NOT STOP taking any maintenance medication unless instructed to do so by your doctor.

Immunization

The following immunizations are recommended. Tetanus immunization is required and must have been received within the last 10 years. If you had the disease, check the disease column and list the date. If immunized, check yes and provide the year received.

Yes	No	Had Disease	Immunization	Date(s)
☐	☐		Tetanus	
☐	☐		Pertussis	
☐	☐		Diphtheria	
☐	☐		Measles/mumps/rubella	
☐	☐		Polio	
☐	☐		Chicken Pox	
☐	☐		Hepatitis A	
☐	☐		Hepatitis B	
☐	☐		Meningitis	
☐	☐		Influenza	
☐	☐		Other (i.e., HIB)	
☐	☐		Exemption to immunizations **(form required)**	

Please list any additional information about your medical history:

_____

_____

_____

_____

DO NOT WRITE IN THIS BOX.

Review for camp or special activity.

Reviewed by: _____

Date: _____

Further approval required: ☐ Yes ☐ No

Reason: _____

Approved by: _____

Date: _____

Prepared. For Life.®

680-001
2019 Printing

Family Talent Survey

You are a unique person with special talents, abilities, and resources that can help build our Cub Scout community. We want to tap into everyone's special talents. When we do this we will be able to provide the best possible experience for our Cub Scouts.

First Name: _____ **Last Name:** _____

Please provide the best contact information for you. We understand that you may have multiple emails and phone numbers, and we want to assure you that the information you provide is only used by our local Cub Scout pack. Your information is not shared with anyone else.

Email Address: _____ **Phone:** _____

Occupation: _____ **Job Title:** _____

Hobbies/Talents: _____

At this time, what is your willingness and ability to participate? (Check all that apply.)

❑ I would be willing to help with a meeting or special event	❑ I would be willing to teach a Cub Scout skill	❑ I would be willing to lead a special event or activity	❑ I am interested in being a volunteer leader.
❑ I can come early to help set up ❑ I can stay after to help clean up ❑ I can help pick up craft supplies or refreshments ❑ I live or work by the Scout Shop and pick up Advancements or drop off paperwork	What subject(s) or skill(s)? ❑ Arts and crafts ❑ Fishing ❑ Cycling ❑ Hiking ❑ Camping ❑ Conservation ❑ U.S. history ❑ Science ❑ Technology ❑ Engineering ❑ Math ❑ Woodworking ❑ Sports ❑ Health and nutrition ❑ Other: _____ ❑ Other: _____	What type of events or activities? ❑ Banquets or potlucks ❑ Award ceremonies ❑ Camping ❑ Hiking ❑ Aquatics ❑ Cycling ❑ Fishing ❑ Boating ❑ Service projects ❑ Pinewood Derby ❑ Raingutter Regatta ❑ Fundraising for Scouting ❑ Product sales ❑ Other: _____ ❑ Other: _____ ❑ Other: _____	What type of leadership position would you be interested in? ❑ Working with my child and other children of my child's age with another adult leader. ❑ Working with the other adults to support those who are working directly with Cub Scouts. ❑ Working on administrative tasks such as record-keeping or communications.

What resources would you be willing to provide, when needed, for the Cub Scout pack? (Check all that apply.)

Vehicles	Adult meeting locations	Den meeting locations	Pack events locations	Other resources
❑ Truck or large SUV The pack might need a truck to pick up inventory for product sales, haul equipment, pull a trailer of equipment, or float in a parade. ❑ Classic car for parades or special events.	❑ Space in your home to host adult meetings ❑ Outdoor space to host adult meetings ❑ Access to a location for adult meetings	❑ Space at your home to host small meetings of 12 or fewer Cub Scouts ❑ Access to a location to host small meetings of 12 or fewer Cub Scouts	❑ Space at your home to host large events outside ❑ Access to a location to host large events outside ❑ Access to a location to host large events inside	❑ Extra camping gear ❑ A workshop with woodworking tools ❑ A/V equipment (microphone, speakers) ❑ Large kitchen ❑ Other: _____ _____ _____ _____

CUB SCOUT PACK 251

Website Content Questionnaire

Help us build a useful, easy-to-navigate website for Pack 251 families and leaders.

Name (optional): _____

☐ Parent/Guardian ☐ Den Leader ☐ Pack Leader/Committee ☐ Other: _____

1. What should be on the Pack 251 website?

For each item, check one priority.

Website item	Must have	Nice to have	Not needed
Pack calendar - Meetings, outings, deadlines and special events	☐	☐	☐
Den news for each den - Updates, reminders, photos or activity summaries	☐	☐	☐
Training links - Youth protection and position-specific training	☐	☐	☐
How to join Pack 251 - Eligibility, registration steps and contacts	☐	☐	☐
Uniform information - Required pieces, insignia placement and where to buy	☐	☐	☐
Awards and advancement - Ranks, electives, special awards and recognition	☐	☐	☐
Leader resources - Forms, guides, planning tools and useful links	☐	☐	☐
Fundraisers - Current campaigns, dates, goals and ways to participate	☐	☐	☐
Pack news and announcements - Pack-wide notices and recent highlights	☐	☐	☐
Forms and documents - Permission forms, handbooks and downloadable files	☐	☐	☐

2. Calendar and updates

☐ Monthly calendar view ☐ Upcoming-events list ☐ Both

☐ Event details ☐ Registration links ☐ Reminders/deadlines ☐ Printable calendar

Other calendar features: _____

3. Den news and privacy

☐ Public den pages ☐ Password-protected den pages ☐ No den pages ☐ Unsure

☐ Meeting reminders ☐ Activity recaps ☐ Photos ☐ Advancement reminders ☐ Den contacts

4. How would you use the website?

☐ Weekly ☐ A few times a month ☐ Monthly ☐ Only when I need information

☐ Phone ☐ Tablet ☐ Computer ☐ No preference

5. Your ideas

What is the ONE most important thing the website should help you do? _____

What other information or feature should we include? _____

Is there anything that should NOT be posted on the website? _____

6. Would you like to help?

☐ Writing/editing ☐ Photos ☐ Calendar updates ☐ Den updates ☐ Website/technical help ☐ Not at this time

Best contact information (if volunteering): _____

Thank you for helping Pack 251 improve its website!